

GRADUS



Professional's
Choice



Create Safe Stairs

Your 3 step guide



Win an
iPad 2

Your 3 step guide to making the right stair edging choice



Whether you are installing 20 flights in a commercial office building or three steps in a doctor's surgery, the same guidelines apply for creating safe, accessible staircases.

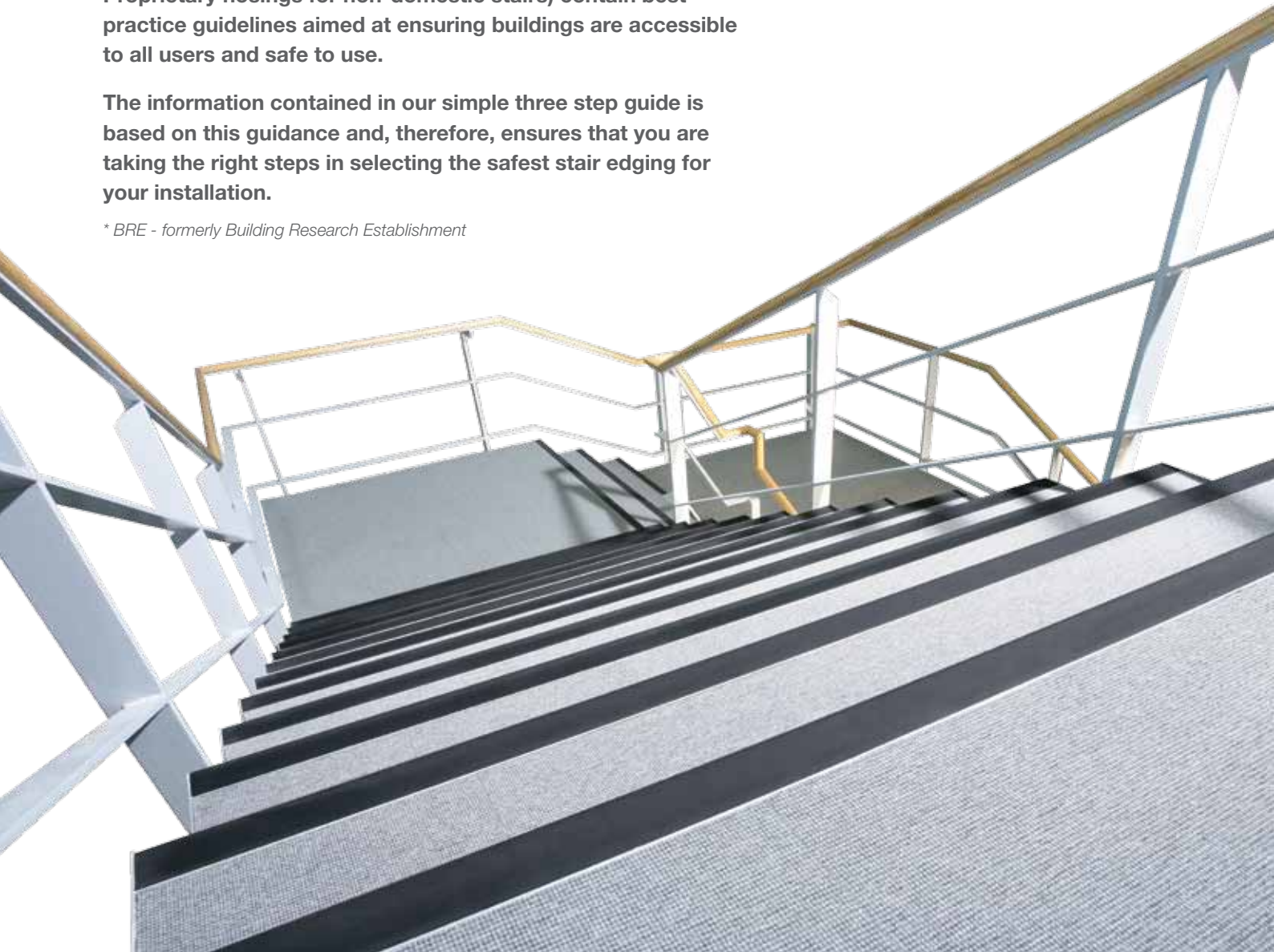
Get it wrong and it could cost you a great deal more than just the replacement.


Over **100,000 injuries** are reported on non-domestic stairs every year, resulting in over **100 deaths**.

Approved Document M of The Building Regulations 2000, BS8300:2009 + A1:2010 and BRE* (Information Paper IP15/03 Proprietary nosings for non-domestic stairs) contain best practice guidelines aimed at ensuring buildings are accessible to all users and safe to use.

The information contained in our simple three step guide is based on this guidance and, therefore, ensures that you are taking the right steps in selecting the safest stair edging for your installation.

* BRE - formerly Building Research Establishment





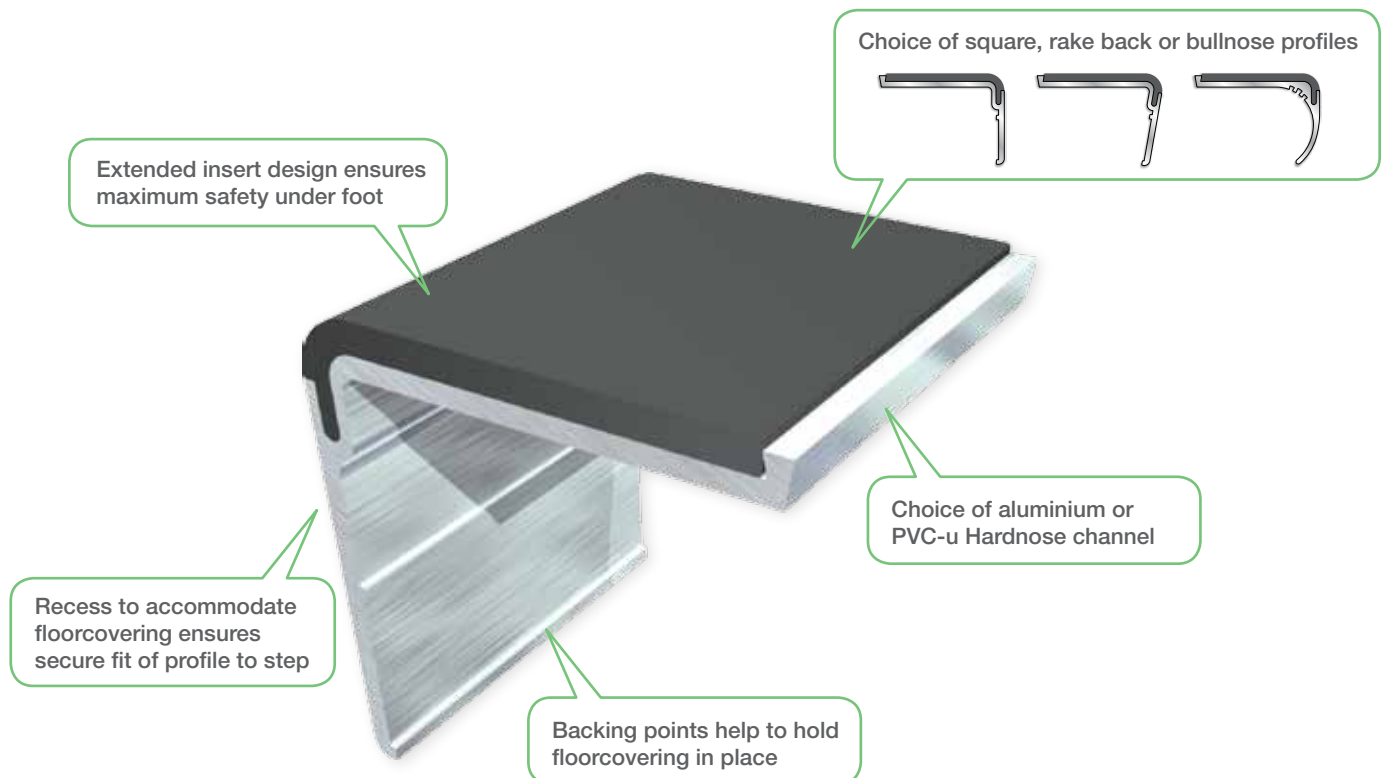
Choose the right stair edging for the step

SPECIFICATION GUIDELINES

BS8300:2009 + A1:2010 refers to research undertaken by **BRE**. This research shows that if the depth of the tread is less than 300mm the risk of an overstep is increased. A stair edging that wraps around the riser will reduce this risk by increasing the slip-resistance at the step edge.


Gradus XT stair edgings offer a wide range of profiles that satisfy all the latest building standards and guidelines.

*UK Patent No GB 2433437B.
Registered Community Design no 000465950 and 001102875.*



To request a free XT sample
call Gradus Customer Support free on 0800 021 4534*

*Calls from mobiles may be charged.



Select the correct slip-resistance for the conditions

SPECIFICATION GUIDELINES


BS8300:2009 + A1:2010 refers to the slip-resistance of surface finishes on stairs. A pendulum test is used to assess slip-resistance and a Pendulum Test Value (PTV) of greater than 36 is required in both dry conditions and also when the stairs are at risk of becoming wet through walked in moisture and spillages.

Gradus Xtra-grip insert meets the requirements of BS8300:2009 + A1:2010 and, therefore, minimises the risk of slip in dry and wet interior conditions and ensures that the requirements of the latest building standards and guidance are met.

Xtra-grip insert:

- Provides slip-resistance in interior wet & dry conditions
- Slip potential in dry conditions Low (PTV Av. 70). Slip potential in wet conditions Low (PTV Av. 64)
- 11 colour options

Ideal for use with safety flooring




Select Xtra-grip Plus for interior areas likely to become wet and subject to more frequent cleaning e.g. kitchens and canteens

Inserts are also available for interior dry conditions, see the Gradus stair edgings & floor trims catalogue for availability or visit: www.gradusworld.com

To request a free Xtra-grip insert sample
call Gradus Customer Support free on 0800 021 4534*

*Calls from mobiles may be charged.



Make sure you've chosen a colour that contrasts


SPECIFICATION GUIDELINES

Approved Document M of The Building Regulations 2000 & BS8300:2009 + A1:2010 highlight the need to ensure there is sufficient visual contrast at the step edge, providing a safe environment for all building users.

All Gradus stair edging colours are measured for Light Reflectance Values (LRVs) in accordance with BS8493:2008, allowing you to make the right decision when selecting colour.



Two different colours?



This is what it could look like to someone with a visual impairment

People with visual impairments see colour differently (as shown above). Make sure you've chosen a stair edging colour that contrasts with the tread and riser material.

For help and advice on selecting colour
call Gradus Customer Support free on 0800 021 4534*

*Calls from mobiles may be charged.

**Need additional help with Gradus stair edgings?
Call Gradus Customer Support free on 0800 021 4534***

**Calls from mobiles may be charged.*

Win an iPad 2

Simply visit the Gradus website, complete your contact details and answer the 4 simple questions (answers are all in this leaflet).

www.gradusworld.com/cssipad2



All entries must be received by Gradus by Friday 30th September 2011.

The draw will take place on Tuesday 4th October 2011.

The first correct entry to be drawn will be the winner.

The competition is open to residents of the UK except employees of Gradus Limited & their families and Distributors & their families.
Details of the winner can be obtained from the Marketing Department, Gradus Accessories.
Full Terms & Conditions can be found at: www.gradusworld.com/cssipad2

Your distributor contact details:

GRADUS

**Gradus Accessories Park Green Macclesfield Cheshire SK11 7LZ England UK Tel: 01625 428922 Fax: 01625 433949
www.gradusworld.com**