


Class 1a

Textured Loop




Warm Stone
Textured Loop 07115

LRV 19




Soft Taupe
Textured Loop 07116

LRV 16



Natural Truffle
Textured Loop 07117

LRV 10



Silver Sky
Textured Loop 07119

LRV 14



Rich Granite
Textured Loop 07118

LRV 5

Cut Pile



Warm Sandstone
Cut Pile 07121

LRV 23



Warm Stone
Cut Pile 07101

LRV 22




Soft Taupe
Cut Pile 07102

LRV 19




Natural Hessian
Cut Pile 07109

LRV 16



Cool Slate
Cut Pile 07122

LRV 20



Silver Sky
Cut Pile 07113

LRV 11




Natural Truffle
Cut Pile 07103

LRV 12



Autumn Leaves
Cut Pile 07106

LRV 11



Soft Topaz
Cut Pile 07123

LRV 12



Forest Fern
Cut Pile 07124

LRV 5



Velvet Damson
Cut Pile 07108

LRV 4



Rich Granite
Cut Pile 07104

LRV 5

Class 1a

Finishes within this rating are plain and can be used indiscriminately. That said, bear in mind the need to contrast flooring with walls, skirtings, doors / frames, furniture & sanitary ware. Contrast is the key word. We recommend a minimum contrast of 30 units LRV (Light Reflectance Value) between the critical surfaces mentioned above.

Gradus Carpets is a brand of the Gerflor Group and is a UK manufacturer of premium quality carpet tile and plank, broadloom and impervious backed carpets which excel in terms of functionality, aesthetics and ease of maintenance.

Genus & Volnay Premium Carpet


DSDC Product Accreditation

Class 1a


Volnay



Natural Straw 00318 LRV 22



Camouflage 00314 LRV 5



Azurite Blue 00322 LRV 3




Charcoal 00324 LRV 3

Class 1a


Finishes within this rating are plain and can be used indiscriminately. That said, bear in mind the need to contrast flooring with walls, skirtings, doors / frames, furniture & sanitary ware. Contrast is the key word. We recommend a minimum contrast of 30 units LRV (Light Reflectance Value) between the critical surfaces mentioned above.

Class 1b


Genus




Black Forest 00209 LRV 12




Rich Red 00220 LRV 4



Ancient Ruby 00235 LRV 4



Winter Fjord 00216 LRV 5




Thistle 00215 LRV 7

Class 1b

Finishes within this rating are semi-plain (minimal texture or fleck / and or minimum contrast between fleck / pattern, wood effect with no knots) and in general, can be used throughout. Natural patterns such as timber and stone may be used in most areas due to their familiarity but with a degree of caution. Bear in mind minimum contrast of 30 units LRV (Light Reflectance Value) between the critical surfaces mentioned above.


Class 2



Cornfield 00225 LRV 17



Beachwood 00245 LRV 12



Graphite Storm 00239 LRV 5

Class 2

Finishes within this rating have some pattern and need to be used with caution. The natural patterns such as timber and stone in this range are more figured/patinated and although still familiar they need to be used with more caution than the above range. Bear in mind minimum contrast of 30 units LRV (Light Reflectance Value) between the critical surfaces mentioned above.

Bodega High Performance Contractor Carpet

DSDC Product Accreditation

Class 1a



Barley 03816 LRV 16


Class 1a

Finishes within this rating are plain and can be used indiscriminately. That said, bear in mind the need to contrast flooring with walls, skirtings, doors / frames, furniture & sanitary ware. Contrast is the key word. We recommend a minimum contrast of 30 units LRV (Light Reflectance Value) between the critical surfaces mentioned above.


Class 1b



Oatmeal 03807 LRV 17




Mermaid 03812 LRV 9



Marine Blue 03823 LRV 7



Soft Sage 03825 LRV 14



Anthracite 03808 LRV 9


Class 1b

Finishes within this rating are semi-plain (minimal texture or fleck / and or minimum contrast between fleck / pattern, wood effect with no knots) and in general, can be used throughout. Natural patterns such as timber and stone may be used in most areas due to their familiarity but with a degree of caution. Bear in mind minimum contrast of 30 units LRV (Light Reflectance Value) between the critical surfaces mentioned above.

Stratus Premium Carpet

DSDC Product Accreditation


Class 1b



Ice Storm 06514 LRV 11




Rainfall 06503 LRV 11



Solar Blue 06513 LRV 4




Avalanche 06509 LRV 16




Firestorm 06510 LRV 8

Class 1b
Finishes within this rating are semi-plain (minimal texture or fleck / and or minimum contrast between fleck / pattern,wood effect with no knots) and in general, can be used throughout. Natural patterns such as timber and stone may be used in most areas due to their familiarity but with a degree of caution. Bear in mind minimum contrast of 30 units LRV (Light Reflectance Value) between the critical surfaces mentioned above.


Class 2




Arctic Mist 06512 LRV 14




Jet Stream 06506 LRV 4



Valley Breeze 06501 LRV 9



Ocean Tide 06507 LRV 8



Blue Ridge 06505 LRV 4

Class 2
Finishes within this rating have some pattern and need to be used with caution. The natural patterns such as timber and stone in this range are more figured/patinated and although still familiar they need to be used with more caution than the above range. Bear in mind minimum contrast of 30 units LRV (Light Reflectance Value) between the critical surfaces mentioned above.

Gradus Carpets is a brand of the Gerflor Group and is a UK manufacturer of premium quality carpet tile and plank, broadloom and impervious backed carpets which excel in terms of functionality, aesthetics and ease of maintenance.

Boulevard 5000 Secondary Barrier Matting

DSDC Product Accreditation


Class 1b



Corncrake LRV 10



Kestrel LRV 5



Cuckoo LRV 6

Class 1b








Finishes within this rating are semi-plain (minimal texture or fleck / and or minimum contrast between fleck / pattern,wood effect with no knots) and in general, can be used throughout. Natural patterns such as timber and stone may be used in most areas due to their familiarity but with a degree of caution. Bear in mind minimum contrast of 30 units LRV (Light Reflectance Value) between the critical surfaces mentioned above.

SureProtect Endure Wall Cladding

DSDC Product Accreditation

























GRADUS

Class 1a

			
001 Chalk	LRV 88	043 Mimosa	LRV 68
			
021 Straw	LRV 75	040 Lychee	LRV 45
			
048 Lagoon	LRV 49	044 Sage	LRV 39
			
045 Fern	LRV 18		

Class 1a
Finishes within this rating are plain and can be used indiscriminately. That said, bear in mind the need to contrast flooring with walls, skirtings, doors / frames, furniture & sanitary ware. Contrast is the key word. We recommend a minimum contrast of 30 units LRV (Light Reflectance Value) between the critical surfaces mentioned above.

Class 1b

											
031 Alum	LRV 72	032 Flint	LRV 44	004 Granite	LRV 24	011 Pebble	LRV 59	002 Gravel	LRV 54	035 Hessian	LRV 36
											
003 Clay	LRV 34	014 Cinnamon	LRV 42	009 Sienna	LRV 27	010 Bark	LRV 17	006 Ivory	LRV 82	007 Wicker	LRV 70
											
008 Sand	LRV 52	013 Greige	LRV 39	005 Shale	LRV 18	033 Slate	LRV 7	036 Black	LRV 5	041 Terracotta	LRV 27
											
028 Poppy	LRV 16	034 Rose Quartz	LRV 52	030 Iris	LRV 19	042 Mulberry	LRV 13	018 Azure	LRV 45	046 Indigo	LRV 11
			<div>Class 1b</div> <div>Finishes within this rating are semi-plain (minimal texture or fleck / and or minimum contrast between fleck / pattern, wood effect with no knots) and in general, can be used throughout. Natural patterns such as timber and stone may be used in most areas due to their familiarity but with a degree of caution. Bear in mind minimum contrast of 30 units LRV (Light Reflectance Value) between the critical surfaces mentioned above.</div>								
016 Glacier	LRV 59	020 Denim									


Class 1b
Finishes within this rating are semi-plain (minimal texture or fleck / and or minimum contrast between fleck / pattern, wood effect with no knots) and in general, can be used throughout. Natural patterns such as timber and stone may be used in most areas due to their familiarity but with a degree of caution. Bear in mind minimum contrast of 30 units LRV (Light Reflectance Value) between the critical surfaces mentioned above.

SureProtect Pure Wall Cladding


DSDC Product Accreditation

GRADUS


Class 1b




White LRV 91




Peppermint LRV 75




Putty LRV 42



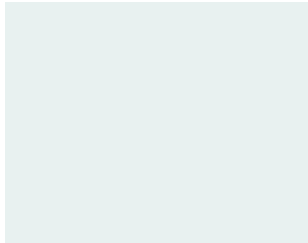
Porcelain LRV 73



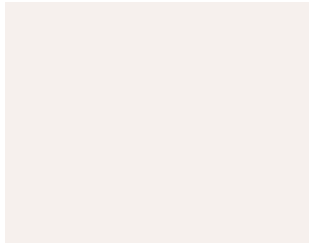
Platinum LRV 59




Iceberg LRV 66




Duckegg LRV 80




Cotton LRV 83




Champagne LRV 73



Aqua LRV 63



Blossom LRV 40



Rosewood LRV 21



Meadow LRV 46



Atlantic LRV 41



Ocean LRV 20



Marine LRV 14



Rhino LRV 33



Night LRV 8



Sunflower LRV 47



Apricot LRV 40



Lavender LRV 41



Dove LRV 44



Kiwi LRV 41



Forest LRV 20

Class 1b

Finishes within this rating are semi-plain (minimal texture or fleck / and or minimum contrast between fleck / pattern, wood effect with no knots) and in general, can be used throughout. Natural patterns such as timber and stone may be used in most areas due to their familiarity but with a degree of caution. Bear in mind minimum contrast of 30 units LRV (Light Reflectance Value) between the critical surfaces mentioned above.

SureProtect Design Wall Cladding

DSDC Product Accreditation

GRADUS

Class 1b



062 Light Oak LRV 35



069 Brown Cedar LRV 18



065 Stripped Pine LRV 37



068 Smoky Cedar LRV 11



070 Walnut LRV 12

Class 1b

Finishes within this rating are semi-plain (minimal texture or fleck / and or minimum contrast between fleck / pattern, wood effect with no knots) and in general, can be used throughout. Natural patterns such as timber and stone may be used in most areas due to their familiarity but with a degree of caution. Bear in mind minimum contrast of 30 units LRV (Light Reflectance Value) between the critical surfaces mentioned above.

XT PVC-u Hardnose Channel

DSDC Product Accreditation

GRADUS

Class 1a

				
Black LRV 5	Ink LRV 5	Burgundy LRV 6	Evergreen LRV 7	Midnight LRV 7
				
Brown LRV 7	Bluebell LRV 10	Granite LRV 12	Dove LRV 26	Linen LRV 38
				
Glacier LRV 43	Clay LRV 52	Canvas LRV 55	Wisp LRV 57	Buttercup LRV 63
				
Oatmeal LRV 65	Opal LRV 75	Snowdrift LRV 81		

Class 1a
Finishes within this rating are plain and can be used indiscriminately. That said, bear in mind the need to contrast flooring with walls, skirtings, doors / frames, furniture & sanitary ware. Contrast is the key word. We recommend a minimum contrast of 30 units LRV (Light Reflectance Value) between the critical surfaces mentioned above.

Stair Edging Inserts

DSDC Product Accreditation





GRADUS

Class 1a

Interior Standard Finish

									
Jet	LRV 5	Ink	LRV 5	Burgundy	LRV 6	Coffee	LRV 6	Teal	LRV 6
									
Midnight	LRV 7	Evergreen	LRV 7	Ocean	LRV 8	Poppy	LRV 10	Lead	LRV 13
									
Spice	LRV 15	Steel	LRV 27	Cloud	LRV 29	Linen	LRV 39	Glacier	LRV 42
									
Clay	LRV 48	Canvas	LRV 53	Buttercup	LRV 56	Wisp	LRV 58	Oatmeal	LRV 68
									
Opal	LRV 76	Snowdrift	LRV 84						

Interior Grained Finish

							
Black	LRV 6	Brown	LRV 12	Granite	LRV 13	Dove	LRV 23

Class 1a

Finishes within this rating are plain and can be used indiscriminately. That said, bear in mind the need to contrast flooring with walls, skirtings, doors / frames, furniture & sanitary ware. Contrast is the key word. We recommend a minimum contrast of 30 units LRV (Light Reflectance Value) between the critical surfaces mentioned above.

Class 1b

Xtra-grip

									
Onyx	LRV 5	Neptune	LRV 5	Aegean	LRV 6	Forest	LRV 6	Umber	LRV 6
									
Claret	LRV 7	Baltic	LRV 8	Graphite	LRV 13	Chestnut	LRV 18	Quarry	LRV 25
									
Sepia	LRV 29	Tuscan	LRV 35	Concrete	LRV 37	Ivory	LRV 44	Pumice	LRV 47
									
Ochre	LRV 50	Platinum	LRV 53	Cream	LRV 63	Shell	LRV 65	Frost	LRV 67

Class 1b

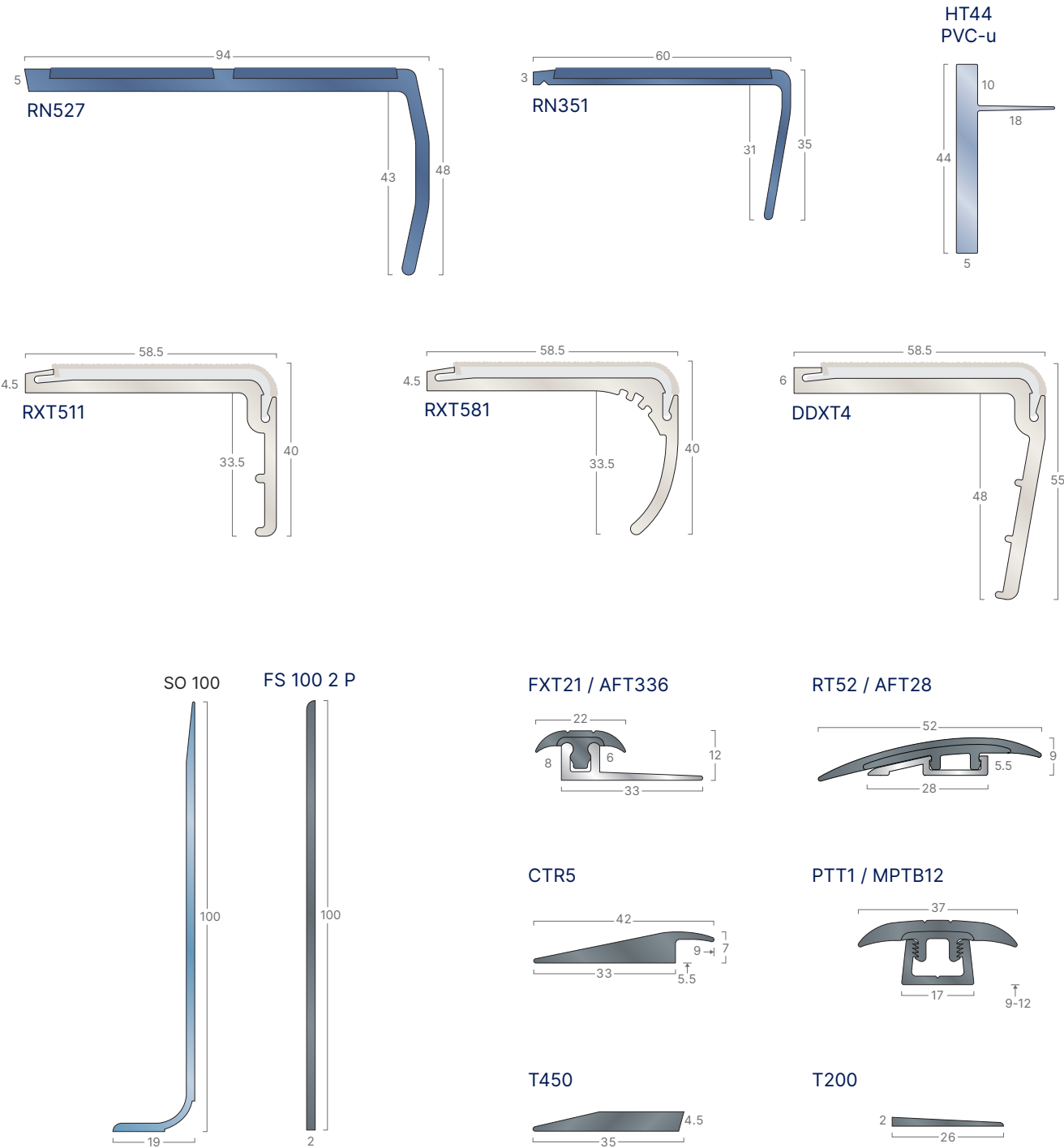
Finishes within this rating are semi-plain (minimal texture or fleck / and or minimum contrast between fleck / pattern, wood effect with no knots) and in general, can be used throughout. Natural patterns such as timber and stone may be used in most areas due to their familiarity but with a degree of caution. Bear in mind minimum contrast of 30 units LRV (Light Reflectance Value) between the critical surfaces mentioned above.

Stair Edgings & Floor Trims

DSDC Product Accreditation

GRADUS

Class 1a



Class 1a

Finishes within this rating are plain and can be used indiscriminately. That said, bear in mind the need to contrast flooring with walls, skirtings, doors / frames, furniture & sanitary ware. Contrast is the key word. We recommend a minimum contrast of 30 units LRV (Light Reflectance Value) between the critical surfaces mentioned above.

Class 1b



Class 1b

Finishes within this rating are semi-plain (minimal texture or fleck / and or minimum contrast between fleck / pattern, wood effect with no knots) and in general, can be used throughout. Natural patterns such as timber and stone may be used in most areas due to their familiarity but with a degree of caution. Bear in mind minimum contrast of 30 units LRV (Light Reflectance Value) between the critical surfaces mentioned above.

PVC Capping & Skirting

DSDC Product Accreditation

GRADUS

Class 1a



Black LRV 5



Granite LRV 10



Stone LRV 20



Dove LRV 27



Almond LRV 38




Evergreen LRV 7



Azure LRV 10



Leaf LRV 32



Brown LRV 7



Hickory LRV 16



Dune LRV 50

Class 1a

Finishes within this rating are plain and can be used indiscriminately. That said, bear in mind the need to contrast flooring with walls, skirtings, doors / frames, furniture & sanitary ware. Contrast is the key word. We recommend a minimum contrast of 30 units LRV (Light Reflectance Value) between the critical surfaces mentioned above.